



## Recommended Seasonal Lawn Care Guide

### Spring

 September October November	Fertilise with Aftergraze before rain. After graze is found at Farmers Warehouse.
	Spray for weeds using selective sprays and/or spray using MCPA & DICAMBA constituents for Couch - MCPA & Bromoxynil for Buffalo.
	Spray for pests/insects using Surefire Spectrum 200SC found at Farmers Warehouse.
	Spray Pre-emergent for control of germination. We recommend Embargo found online in Australia.
	<b>CUT LAWN WEEKLY TO FORTNIGHTLY</b>
Notes:-	<i>Time to aerate any hard dry areas of your lawn with pitch fork by hand or coring machine.</i>


### Summer

 December January February	Increase watering and use Sealol on any heat stressed lawn.
	Fertilise with Aftergraze before rain. After graze is found at Farmers Warehouse.
	Keep an eye out for bugs, black beetles, moths. Spot areas turning brown. If around property then spray with Spectrum 200SC.
	Spray for weeds using selective sprays and/or spray using MCPA & DICAMBA constituents for Couch - MCPA & Bromoxynil for Buffalo.
	<b>CUT LAWN WEEK TO FORTNIGHTLY</b>
Notes:-	<i>Use wetting agents if lawn is hard to walk on and soil is not retaining moisture.</i>

### Autumn

 March April May	Fertilise with Aftergraze before rain. After graze is found at Farmers Warehouse.
	Spray Pre-emergent for control of germination. We recommend Embargo found online in Australia.
	Prepare lawn for Winter cold snaps using Sealol found at Bunnings.
	<b>CUT LAWN EVERY 3 WEEKS</b>
Notes:-	<i>Remove fallen tree leaves from yard</i>

### Winter

 June July August	Minimise shade areas from yard to assist growth through cold. Eg – overhanging branches
	Usage of Colorguard Products early on can reduce the dormant winter period for both Buffalo and Couch. Found online.
	<b>CUT LAWN HIGH EVERY 3 - 4 WEEKS</b>
Notes:-	<i>Slow growth period</i>